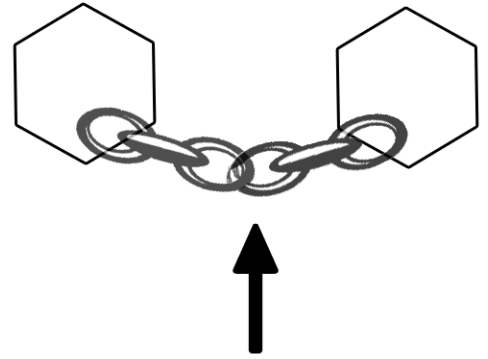
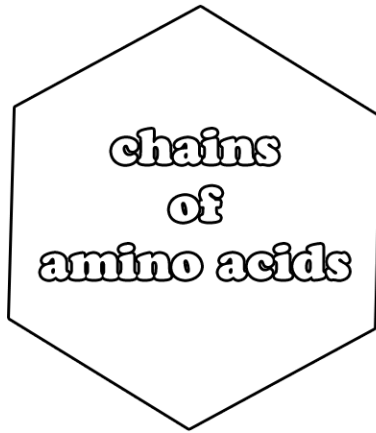
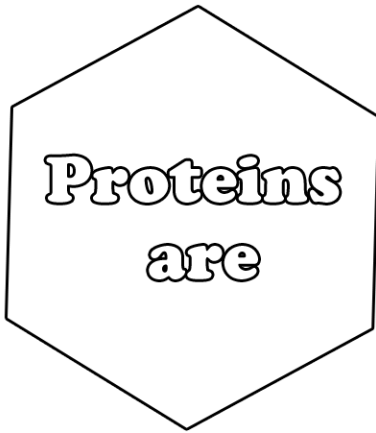


Color and cut out the shapes and then glue them onto your paper. Cut out the rectangles and link them together to make a small chain. Connect the shapes with your chain of amino acids.



Glue one end of the chain to the first shape and the other end of the chain to the other shape.

amino acid

amino acid

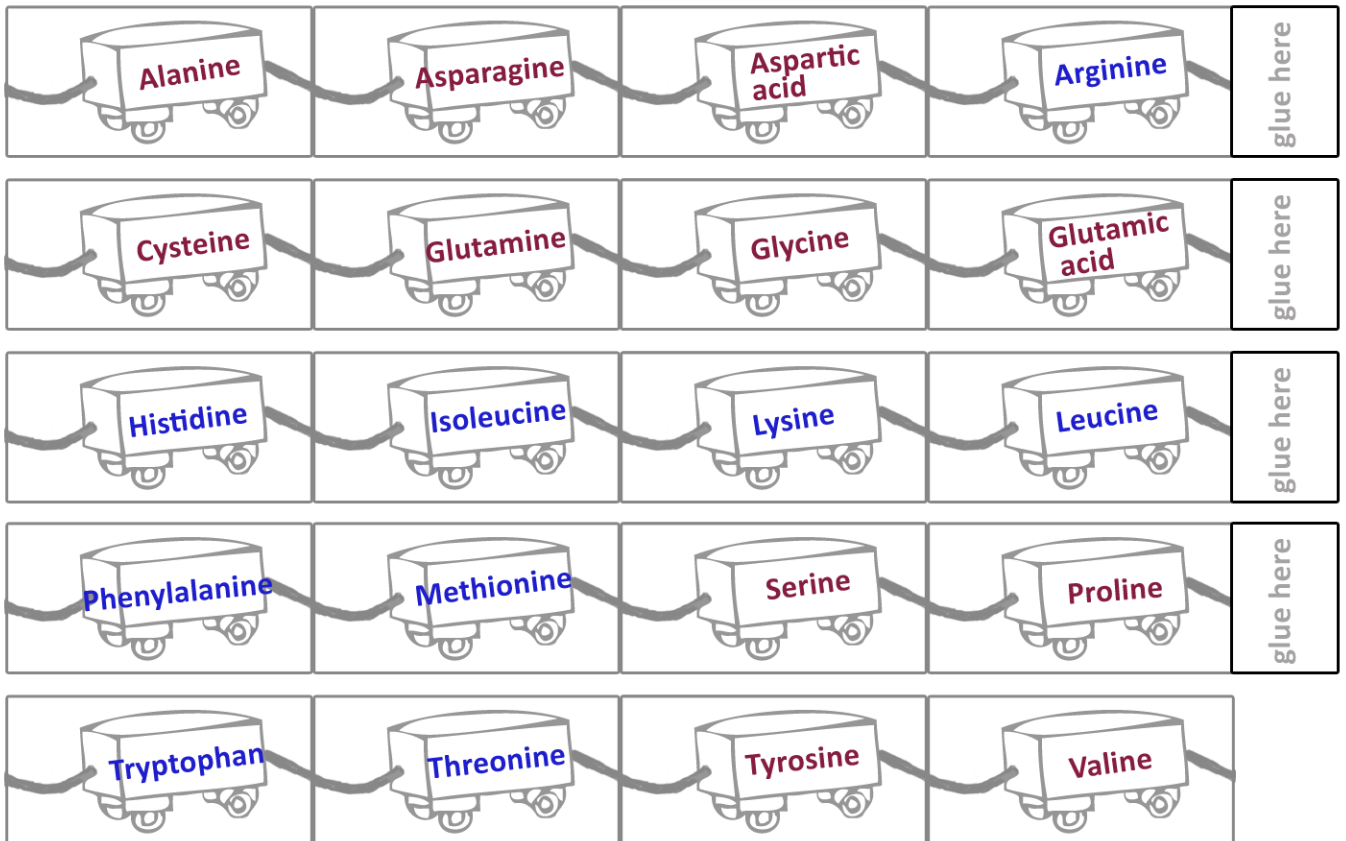
amino acid

amino acid


amino acid

amino acid

Cut out the amino acid "boxcar" strips. Tape or glue the strips together to make one long strip. Fold the strips so that they make an accordion. The words in the boxcars are the names of the 20 amino acids needed by your body. The blue names are the essential amino acids that your body cannot make. You must get those from protein you eat.



Use this pocket to put your amino acid boxcars into.

<p><i>f</i> <i>l</i> <i>a</i> <i>p</i></p>	<p>Your body needs 20 different amino acids. The amino acids connect to each other in different ways to make proteins.</p> <p>Every amino acid can link to two other amino acids just like boxcars in a train!</p> 	<p><i>f</i> <i>l</i> <i>a</i> <i>p</i></p>
--	---	--

Glue this side to your paper.